

# Chartwork Construction Symbols

Here is a small key to the different symbols and lines we use when constructing EP's and CTS's on our charts

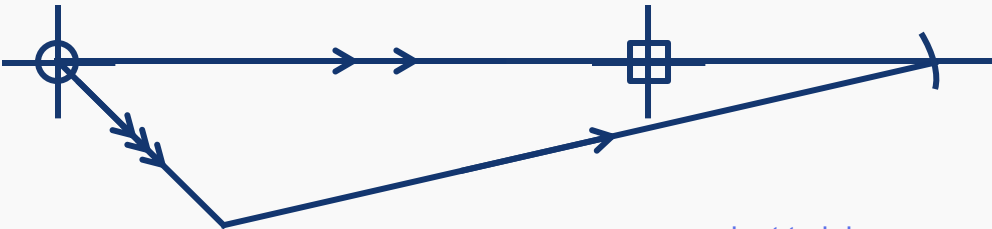
## Dead Reckoning (DR)








## Estimated Position (EP)



## Course To Steer (CTS)



	<b>Position Fix</b>
	<b>DR</b>
	<b>EP</b>
	<b>Waypoint</b>
	<b>Water Track</b>
	<b>Ground Track</b>
	<b>Tidal Vector</b>