

# Marine Vessel Day Shapes and Additional Night Lights



*Getting to grips with the various day shapes and lights that vessels use to show their type can be tricky. Here, we lay out the basics of each to help you as a learning aid. The lights shown are purely the additional lights used to define vessel type.*


---

Vessel at anchor < 50m



---

Vessel at anchor probably > 50m  
(seen starboard aspect here)



---

Vessel engaged in fishing other than trawling




---

Vessel engaged in fish trawling




---


Fishing vessel with gear extending >150m




Vessel restricted in ability to manoeuvre



Vessel constrained by draught




Vessel not under command




Vessel conducting a tow < 200m  
*(lights only in masthead sector, yellow light shown above stern light)*


*(no day shape)*




Vessel conducting a tow > 200m  
*(lights only in masthead sector, yellow light shown above stern light)*



Vessel engaged in mine clearing operations



Underwater works, do not pass on the side of the balls or red lights.




Sailing vessel using auxiliary engine



(no special lights)

Pilot vessel




Vessel with divers in the water




(no special lights)

Vessel aground < 50m



Vessel aground probably > 50m  
(seen starboard aspect here)



Air cushioned vessel  
(flashing light)

(no day shape)

